


# BP892 & BP892-TH

 audio-technica

MicroSet® Omnidirectional Condenser Headworn Microphones

broadcast & production microphones



## Features

- Industry-standard sound quality—extremely intelligible natural audio for stage/television talent, lecturers, houses of worship
- Handles high sound pressure levels with ease
- Microphone diameter of just 2.6 mm for the ultimate in low-profile, high-performance audio
- Ergonomic under-ear design—flexible, lightweight contoured loop hooks behind the ear for an ultra-secure, comfortable fit with or without glasses
- Locking 4-pin microphone output connector compatible with included power module and all Audio-Technica UniPak® body-pack wireless transmitters
- Rugged design and construction for reliable performance
- UniSteep® filter provides a steep low-frequency attenuation to improve sound pickup without affecting voice quality
- Offered in black and beige (-TH) models
- RoHS-compliant—free from all substances specified in the EU directive on the reduction of hazardous substances (RoHS)
- Also available in wireless models (without power module) terminated for use with all Audio-Technica UniPak® wireless systems and many other manufacturers' wireless systems

## BP892 Description

The BP892 is a headworn condenser microphone with an omnidirectional polar pattern. It is designed to provide intelligible natural audio for stage and television talent, lecturers and houses of worship.

The microphone features a diameter of only 2.6 mm and offers an ergonomic under-ear design: its flexible, lightweight contoured loop hooks behind the ear for an ultra-secure, comfortable fit with or without glasses.

The microphone requires 11V to 52V phantom power for operation.

The microphone includes a 1.4 m (55") permanently attached miniature cable. Its free end connects to the provided AT8539 power module via a locking 4-pin connector. The connector is also compatible with all Audio-Technica UniPak® body-pack transmitters. The output of the power module is a 3-pin XLRM-type connector.

A recessed switch in the power module permits choice of flat response or low-frequency roll-off (via integral 80 Hz high-pass UniSteep® filter) to help control undesired ambient noise.

The microphone comes equipped with a power module, a cable clip, two windscreens, two element covers, a moisture guard and a belt clip. A protective carrying case is also included. The microphone is available in black and beige.

## Wireless MicroSet® Description

The microphone is also available in a variety of wireless models, including the BP892cW. The BP892cW includes a 1.4 m (55") permanently attached miniature cable terminated with a locking 4-pin connector for use with Audio-Technica UniPak® body-pack transmitters. Models are also available in a variety of terminations for use with many other manufacturers' wireless systems. No power module or belt clip is included (or required) with the wireless models. The wireless models' dimensions, polar pattern and included accessories are otherwise identical to those of the BP892.

The BP892cW is also available unterminated as the BP892c.

## Cable Terminations

BP892cW, BP892cW-TH	Terminated with locking 4-pin connector for use with A-T UniPak® body-pack transmitters
BP892cL4, BP892cL4-TH	Terminated for Sennheiser® wireless systems using Lemo connector
BP892cLM3, BP892cLM3-TH	Terminated for Sennheiser® wireless systems using locking 3.5 mm connector
BP892cT4, BP892cT4-TH	Terminated for Shure® wireless systems using TA4F-type connector
BP892cT5, BP892cT5-TH	Terminated for Lectrosonics® wireless systems using TA5F-type connector
BP892c, BP892c-TH	Untermated*

Model numbers ending in "TH" are beige.

Audio-Technica® is a registered trademark of Audio-Technica. Other product and company names mentioned herein may be trademarks and/or service marks of their respective owners.

\*For use with Sennheiser® wireless units, place a 15kΩ resistor between the mic audio and ground/shield lines, and a 2.2 nF capacitor between the bias + in and ground/shield lines.

## Operation and Maintenance

The BP892 requires 11V to 52V phantom power for operation.

Output is low impedance (Lo-Z) balanced. The signal appears across Pins 2 and 3; Pin 1 is ground (shield). Output phase is "Pin 2 hot"—positive acoustic pressure produces positive voltage at Pin 2.

An integral 80 Hz high-pass UniSteep® filter provides easy switching from a flat frequency response to a low-end roll-off. The roll-off position reduces the microphone's sensitivity to popping in close vocal use. It also reduces the pickup of low-frequency ambient noise (such as traffic, air-handling systems, etc.), room reverberation and mechanically coupled vibrations. To engage the UniSteep® filter, use the end tip of a paperclip or other small pointed instrument to slide the switch toward the "bent" line.

The flexible design of the BP892 MicroSet enables it to be worn on either the left or right ear. Position the lightweight contoured loop around the back of your ear, so that the boom extends from the bottom of your ear. Bend the loop as needed to achieve a secure, comfortable fit, so that the MicroSet is not dislodged by shaking your head. Remove the MicroSet and bend a gentle curve in the microphone's boom. Hook the MicroSet back around your ear, and adjust the boom as needed to follow the contour of your face, positioning the microphone near the corner of your mouth. The microphone has a large acoustical sweet spot; experiment with placement near the corner of your mouth for optimal performance.

A cable clip is provided for strain relief, allowing the microphone to remain securely in place without the weight of the cable pulling on the headset. To install the cable clip, slip the cable into the snap-on connector and attach the clip to clothing, leaving enough slack on the MicroSet side of the clip to allow for free, comfortable motion.

The donut-shaped moisture guard is provided to protect the element from sweat and moisture. Position the moisture guard as close to the element as possible to provide maximum protection. To remove the moisture guard, first

remove the element cover and place it out of harm's way. Gently slide the moisture guard over the element. Replace the element cover.

Avoid leaving the microphone in the open sun or in areas where temperatures exceed 110° F (43° C) for extended periods. Extremely high humidity should also be avoided.

## Architect's and Engineer's Specifications

The microphone shall be a fixed-charge condenser designed for headworn use. It shall have an omnidirectional polar pattern and a frequency response of 20 Hz to 20,000 Hz. The microphone shall operate from an external 11V to 52V DC phantom power source. It shall be capable of handling sound input levels up to 135 dB with a dynamic range of 104 dB. Nominal open-circuit output voltage shall be 3.5 mV at 1V, 1 Pascal. Output shall be low impedance balanced (250 ohms). The microphone shall be RoHS compliant.

The microphone shall have a 1.4 m (55") permanently attached miniature cable terminating in a locking 4-pin output connector. The output connector shall connect to a jack on the included power module. The output connector shall also connect to any Audio-Technica UniPak® body-pack wireless transmitter. The power module shall contain a recessed switch to permit choice of flat response or 80 Hz low-frequency roll-off. The output of the power module shall be a 3-pin XLRM-type connector.

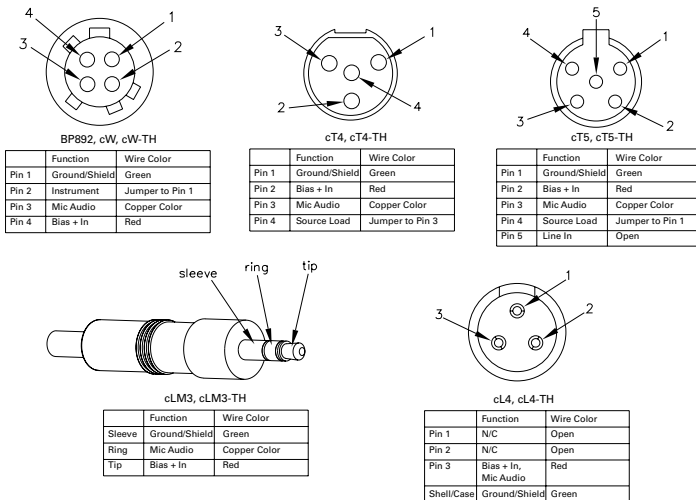
The microphone shall be an under-ear headworn design with a diameter of 2.6 mm (0.10"). Microphone, boom and earpiece weight shall be 2.6 grams (0.09 oz). The microphone shall include a power module, a cable clip, two windscreens, two element covers, a moisture guard, a belt clip and a carrying case. Finish shall be low-reflectance black [beige].

Wireless models of the microphone shall also be available, terminated for use with Audio-Technica UniPak® body-pack transmitters and a variety of other manufacturers' wireless systems. The wireless models' dimensions, polar pattern and included accessories (excluding power module and belt clip) shall be identical to those of the wired model. The microphone shall also be available unterminated.

The Audio-Technica BP892 [BP892-TH] is specified.

The Audio-Technica BP892cW [BP892cW-TH]; BP892cL4 [BP892cL4-TH]; BP892cLM3 [BP892cLM3-TH]; BP892cT4 [BP892cT4-TH]; BP892cT5 [BP892cT5-TH] (wireless version) is specified.

The Audio-Technica BP892c [BP892c-TH] (unterminated) is specified.



## Specifications

<b>Element</b>	Fixed-charge back plate, permanently polarized condenser
<b>Polar pattern</b>	Omnidirectional
<b>Frequency response</b>	20-20,000 Hz
<b>Low frequency roll-off</b>	80 Hz, 18 dB/octave (wired only)
<b>Open circuit sensitivity</b>	-49 dB (3.5 mV) re 1V at 1 Pa
<b>Impedance</b>	250 ohms (wired only)
<b>Maximum input sound level</b>	135 dB SPL, 1 kHz at 3% T.H.D.
<b>Dynamic range (typical)</b>	104 dB, 1 kHz at Max SPL (wired only)
<b>Signal-to-noise ratio<sup>1</sup></b>	63 dB, 1 kHz at 1 Pa
<b>Phantom power requirements</b>	11-52V DC, 2 mA typical (wired only)
<b>Current Consumption</b>	0.1 mA typical at 5V (wireless only)
<b>Voltage Range</b>	2.5-11V (wireless only)
<b>Switch</b>	Flat, roll-off (wired only)
<b>Weight</b>	Microphone, boom & earpiece: 2.6 g (0.09 oz) Power module (wired only): 85 g (3.0 oz)
<b>Dimensions</b>	Microphone: 8.1 mm (0.32") long, 2.6 mm (0.10") diameter Boom: 98.4 mm (3.87") long, 1.07 mm (0.04") diameter Power module (wired only): 97.6 mm (3.84") long, 18.9 mm (0.74") diameter
<b>Output connector (power module)</b>	Integral 3-pin XLRM-type
<b>Cable</b>	1.4 m (55") long (permanently attached to microphone), 1.6 mm (0.06") diameter, 2-conductor shielded cable with locking 4-pin connector (wired only)
<b>Audio-Technica case style</b>	M31
<b>Accessories furnished</b>	
<b>BP892</b>	AT8539 power module (wired only); AT8440 cable clip; two AT8157 windscreens; two AT8156 element covers; moisture guard; belt clip (wired only); carrying case
<b>BP892-TH</b>	AT8539 power module (wired only); AT8440 cable clip; two AT8157-TH windscreens; two AT8156-TH element covers; moisture guard; belt clip (wired only); carrying case

In the interest of standards development, A.T.U.S. offers full details on its test methods to other industry professionals on request.

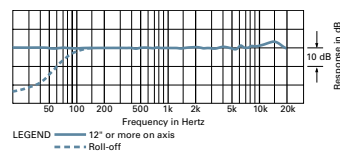
1 Pascal = 10 dynes/cm<sup>2</sup> = 10 microbars = 94 dB SPL

<sup>1</sup> Typical, A-weighted, using Audio Precision System One.

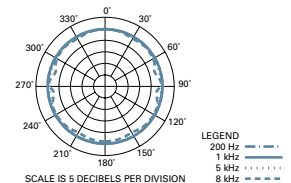
Specifications are subject to change without notice.



frequency response: 20–20,000 Hz



polar pattern



Audio-Technica U.S., Inc., 1221 Commerce Drive, Stow, Ohio 44224  
Audio-Technica Limited, Old Lane, Leeds LS11 8AG England  
©2009 Audio-Technica U.S., Inc. audio-technica.com

0001-0162-00